



WStG

PROJECT BRIEF



Amanda Project:  
BEDROOM REDESIGN  
AUGUST, 2016



## CONTENTS

---

- Requirements
- Concept Development
- Before & After Layouts
- Shelving Concepts
- Suggested Furnishings




## REQUIREMENTS

The existing bedroom is a seventy-eight square foot room in a northeastern ranch style suburban home. Access is through a 32" wide door; emergency egress is through a 46" square single-hung window. Bedroom has no closet; clothing is stored in a variety of cabinets and dressers. A limited number of electrical outlets forces the client to use a labyrinth of extension cords to power various devices.

Per client request, new design shall include:

- full-size bed (place head on east wall)
- 5' x 2' closet with hanging space and shelving (curtains instead of doors)
- writing desk
- full length mirror
- ceiling fan
- additional outlets

Note: Deducting for closet square footage and 'dead space' at entry, the workable area for furnishings is approximately fifty-seven square feet.

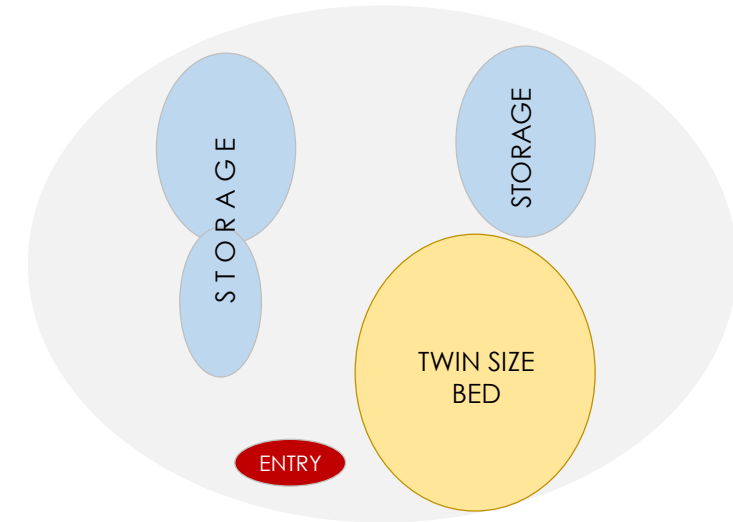




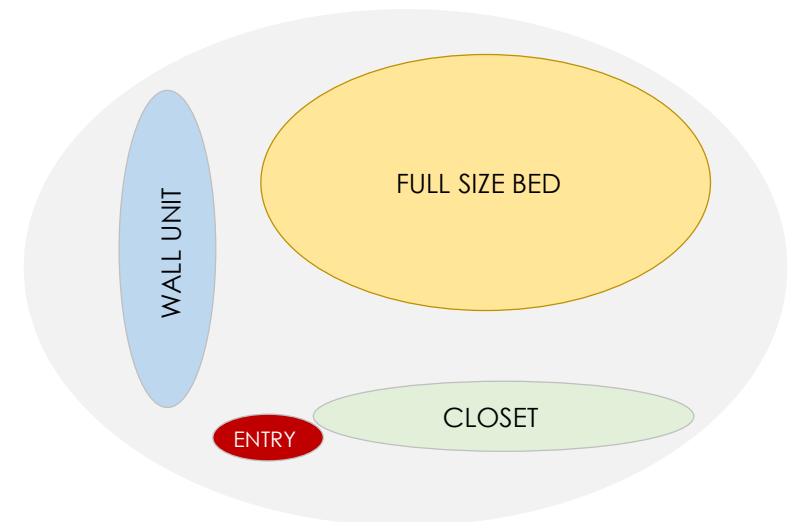
## CONCEPT DEVELOPMENT

This project presents a number of challenges to designing a functional yet comfortable environment that satisfies the clients 'must have' items. The new closet will be adequate for clothing storage, but additional storage is needed for non-clothing items. The inclusion of a larger full-size bed dictates placement in the southwest corner, with the 'head' along the west wall. As with the original plan, this arrangement provides an open floor space when entering the room.

A unique desk is specified to provide a workspace in this limited space. Additional storage is provided by using wall-mounted shelving around the desk, and a full-size bed with built-in drawers.



BEFORE



AFTER



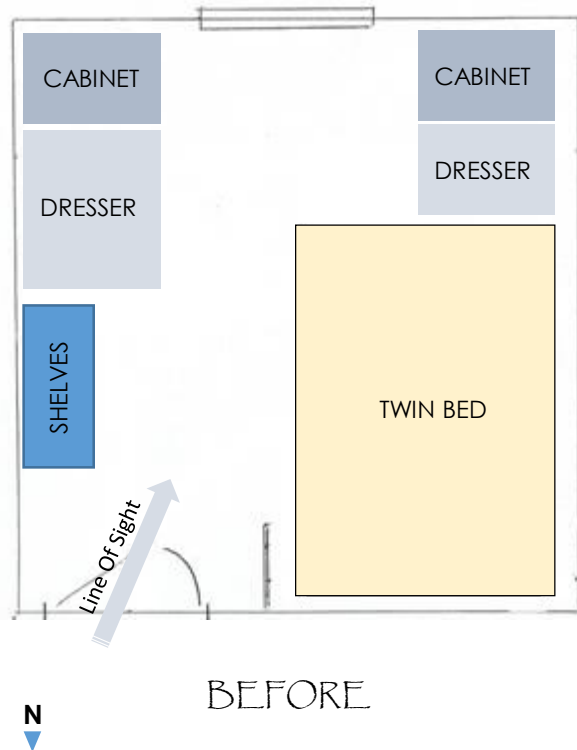


## BEFORE & AFTER LAYOUTS

### PROJECT BRIEF

#### Notes

1. For additional details see drawing set

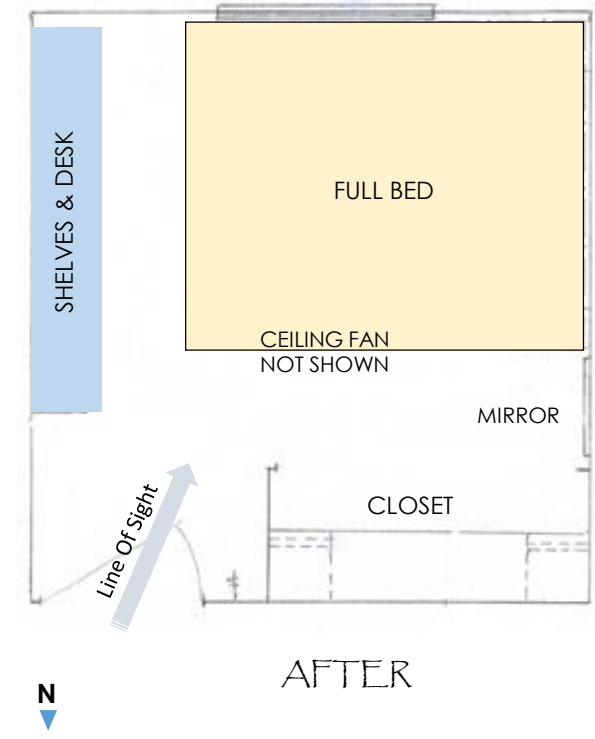


BEFORE

All existing furniture is replaced by a new bed and custom built-in storage. For bed positioning, the head is placed along the west wall versus the east wall as originally requested.

We proposed that the client had grown accustomed to the open floor space of the existing layout. Placing the bed on the east wall would drastically change the open floor space seen on entering the room – with only the bed filling line-of-sight and extending well past the far edge of the window.

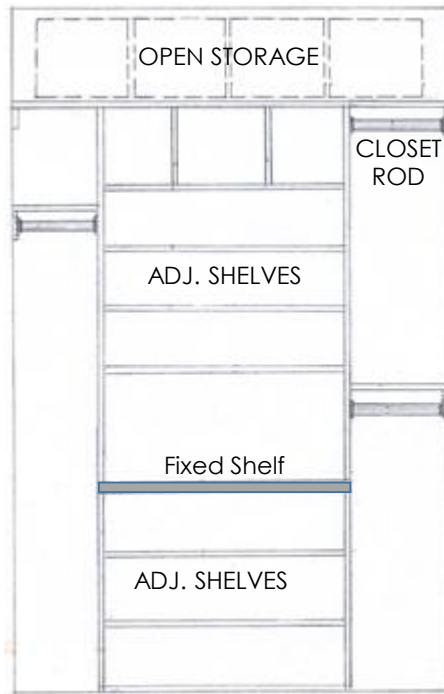
Placing the bed on the west wall retained that open floor line-of-sight (though smaller in area), and rotating it ninety degrees.



AFTER



# SHELVING CONCEPTS

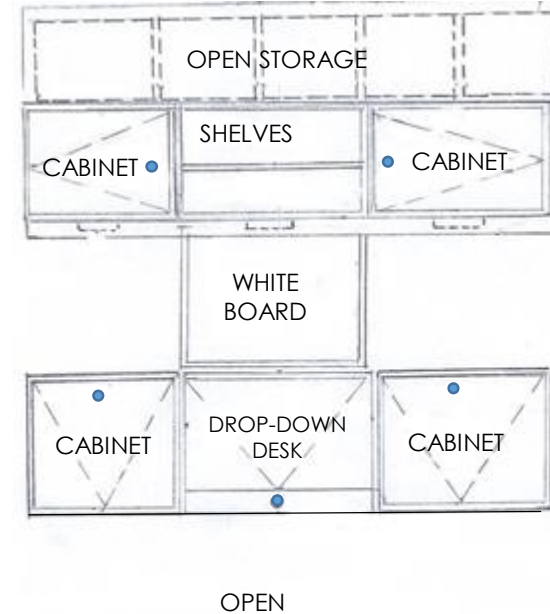


**CLOSET DETAIL**

This closet concept maximizes the space in this five-foot long area by combining closet rods and adjustable shelving for clothing and miscellaneous storage.

A wall-hung desk and cabinetry frees up limited floor space while providing a work space and additional storage per client's request.

*For additional details see drawing set*



**DESK / CABINET DETAIL**



## SUGGESTED FURNISHINGS



BED w/DRAWERS



DROP-DOWN DESK